



SNEAK PEAK!

Ask a family member or friend to help you out with this one.

1. Have a simple Lego construction made up, i.e. up to eight Lego blocks of different sizes and colours. Place this somewhere that can't be seen directly by the children i.e. in a box or behind a screen.
2. Give the same number and colour of Lego blocks to each pair or group. The task is for them to create an exact replica of the Lego construction.
3. However, the group can only send one person at a time to see the original Lego construction, they then come back to the group and describe to the other what to build. They can take it in turns to see the construction, but only ever one person from the group at a time.

Make it a timed challenge if more than one group are taking part.



DISASTER ISLAND

Resource: Disaster island cards

'We are stranded on an island and we need your help!'

Ask a family member or friend to shuffle the disaster island cards and pick one. Everyone then has to do what it says on the card i.e. build a shelter, build something to eat.

After you have built the structures, present what you have made, compare and offer feedback to others.

Can you think of new disaster cards to add to the pile?


BLOCK DUPLICATION

This can be played in a couple of different ways:

Communication task - Two people back to back, both with the same blocks i.e. two red, two blue, two yellow. One person creates the model and has to describe it to their partner to build an exact replica. Start simple – it's harder than it sounds! This can be timed vs other pairs.

Speed challenge - one person builds the model. Others in the group have to replicate it as quick as possible. Who can do it the quickest?

Can you think of other ways to play?



DISASTER ISLAND

Resource: Disaster island cards

You are stranded on an island. Can you overcome these disasters?
Cut around the dashed line and shuffle your cards, then pick one and complete the task!

A hurricane is coming!
Build a strong shelter.



You have run out of food.
Build something to eat.



You are tired and need to rest.
Build a bed or chair to sleep on.

A wild animal is trying to
catch you. Build something tall to
get away from it.



A rescue plan is overhead.
Find a way to signal to them.

You are bored.
Build something to
entertain yourself.




You are tired of walking.
Build a vehicle.




Pirates are trying to steal
your things. Build something to
scare them away.

You are expecting company.
Build an extra room.



There is a thief on the island.
Build a trap to catch them.





WHY LEGO?

- Lego provides endless games and activities for children of all ages.
- Lego develops creativity, collaboration and problem solving skills.
- Lego is hugely popular, and in our Surf Club experiments, children loved it.
- Lego games provide an easy, immersive and hands-on activity for all.

Here are a couple games to help you get started!

BUILD A BRIDGE

1. Put a line of A4 paper on the floor and draw a blue river running down it.
2. Using Lego, build a bridge that crosses over the blue paper river. Think about what is working and why. How are you building the bridge to make sure it doesn't collapse?
3. This is a great activity where the whole family can get involved. Try making different bridges and talk to each other about the similarities or differences between the bridges.




60 SECOND CHALLENGE

Working individually or in pairs, the challenge is to build something in 60 seconds. After the 60 seconds are up, present to a family member or friend what you have built.

Some examples:

- ★ Build the tallest tower you can.
- ★ Build something with one hand.
- ★ Build something with your eyes closed.
- ★ Build your name or initials.

Once you're completed these, try coming up with your own challenges!



30 DAY CHALLENGE

Use the 30 day challenge over the course of a month.

| DAY 1 | DAY 2 | DAY 3 | DAY 4 | DAY 5 |
|---|---|--|---|--|
| Build your name in Lego | Build something with just four Lego bricks | Build a structure with your eyes closed | Build a castle | Build something using only yellow bricks |
| DAY 6 | DAY 7 | DAY 8 | DAY 9 | DAY 10 |
| Build a bridge | Create a structure that could hold a pencil | Create a tower with a pattern using five different colours | Build something with just one hand | Build a maze |
| DAY 11 | DAY 12 | DAY 13 | DAY 14 | DAY 15 |
| Build something that starts with the letter 'c' | Build something in 60 seconds | Build a monster | Build something that could carry an egg | Build something that you use every day |
| DAY 16 | DAY 17 | DAY 18 | DAY 19 | DAY 20 |
| Build something that flies | Build anything using exactly 20 bricks | Build a birthday cake | Build a robot | Build a boat |
| DAY 21 | DAY 22 | DAY 23 | DAY 24 | DAY 25 |
| Build a house | Build a village | Build a city | Build a spaceship | Build a new invention |
| DAY 26 | DAY 27 | DAY 28 | DAY 29 | DAY 30 |
| Build a fence or ladder | Build the tallest tower you can | Build a rocket | Build a new Explore Learning | Build yourself |